



REGIONAL HOSPITAL - TREVISO

Ist Department of Surgery (Chief: G. Di Falco), Department of Radiology (Chief: G. Morana),
Division of Urology (Chief: L. Maccatrozzo), Department of Rehabilitation (Chief: P. Boldrini),
Division of Obstetrics and Gynecology (Chief: G. Dal Pozzo)



INTERNATIONAL CONGRESS

UPDATE ON IMAGING AND MANAGEMENT OF PELVIC FLOOR DISORDERS

PRE-MEETING COURSE

ENDOANAL AND ENDORECTAL ULTRASOUND

X° COURSE

MARCH 19-21, 2007

TREVISO (I), MARCH 22-23, 2007

Congress Center - Hotel Maggior Consiglio

PROGRAMME

UPDATE ON IMAGING AND MANAGEMENT OF PELVIC FLOOR DISORDERS

In conjunction with (requested):

A.C.O.I. - *Associazione Chirurghi Ospedalieri Italiani*

A.I.U.G. - *Associazione Italiana Uro-Ginecologia*

E.S.C.P. - *European Society of Coloproctology*

S.I.C. - *Società Italiana di Chirurgia*

S.I.C.C.R. - *Società Italiana di Chirurgia ColoRettale*

S.I.R.M. - *Società Italiana di Radiologia Medica*

S.I.M.F.E.R. - *Società Italiana di Medicina Fisica e Riabilitativa*

S.I.U.D. - *Società Italiana di Urodinamica*

S.I.U.M.B. - *Società Italiana di Ultrasonologia Medica e Biologica*

S.U.N. - *Società Urologia Nuova*

Ordine dei Medici di Treviso

Presidents

Giuseppe Di Falco, M.D. - Chief, Department of Surgery -

III[^]Division of General Surgery - Regional Hospital "Ca' Foncello" – Treviso - I

Clive I. Bartram, FRCS, FRCP, FRCR – Consultant Radiologist

St. Mark's Hospital – Northwick Park – Harrow – UK

John O.L. DeLancey, M.D. – Professor of Gynecology

Department of Obstetrics and Gynecology – University of Michigan - Ann Arbor – Usa

Scientific Committee

Donato Altomare, Paolo Boldrini, Giuseppe Dal Pozzo, Aldo Infantino,

Luigi Maccatrozzo, Giovanni Morana, Carlo Ratto, Giovanni Romano,

Giulio Aniello Santoro, Giuseppe Tuccitto

Scientific Secretariat

Giulio Aniello Santoro, M.D., Ph.D.

Head, Section of Anal Physiology and Ultrasound, Coloproctology Service

Department of Surgery - III[^] Division of General Surgery

Regional Hospital "Ca' Foncello" - Treviso

Tel.+39 0422/322371- Fax +39 0422/322395 - E-mail: gasantoro@ulss.tv.it



Dear Colleagues, dear Friends,

It is with great pleasure that we invite you to the International Congress, “Update on Imaging and Management of Pelvic Floor Disorders”.

Over the past decade there has been considerable research into pelvic floor disorders, resulting from dramatic improvements in imaging techniques. High-resolution endoanal, endorectal and transvaginal three-dimensional ultrasonography, dynamic transperineal ultrasound, and magnetic resonance imaging not only provide superior depiction of the pelvic anatomy but also help in understanding pathologic and functional changes in pelvic floor disorders.

Many patients with fecal incontinence have urinary incontinence and uterovaginal prolapse. This poses the greatest management problems for these conditions.

We are convinced that we should view the pelvic floor globally and that management of these disorders requires a team approach involving coloproctologists, radiologists and urogynecologists.

This spirit of interaction prompted us to organize this Congress. The goal of our meeting will be to present new developments along with new technologies on imaging of pelvic floor disorders. During the Congress, we shall also attempt to formulate practical guidelines for the management of these conditions. We have engaged a number of highly regarded specialists in this clinical and research area to provide their experience on the different congress topics. In addition ample time has been reserved for live diagnostics and surgical demonstrations, encompassing most of the topics of the meeting.

The Congress will also include a Panel Discussion at the end of each day’s work.

We hope you have the opportunity to be part of this experience and we look forward to meeting many of you in Treviso.

Giuseppe Di Falco

Clive I. Bartram

John O.L. DeLancey

UPDATE ON IMAGING AND MANAGEMENT OF PELVIC FLOOR DISORDERS

FACULTY

D.F. ALTOMARE (BARI - I)
D.C.C. BAROLO (EDINBURGH - UK)
C. BARTRAM (LONDON - UK)
G. BAZZOCCHI (BOLOGNA - I)
P. BOLDRINI (TREVISO - I)
L. BOLONDI (BOLOGNA - I)
L. CANCIAN (TREVISO - I)
F. CATANZARO (MILAN - I)
M. CERVIGNI (ROME - I)
B. COLA (BOLOGNA - I)
P.P. CURTI (VERONA - I)
G. DAL POZZO (TREVISO - I)
J.O.L. DELANCEY (ANN ARBOR - USA)
J. DEPREST (LEUVEN - B)
P. DI BENEDETTO (UDINE - I)
G.G. DELAINI (VERONA - I)
G. DI FALCO (TREVISO - I)
G. DODI (PADOVA - I)
G. GIZZI (BOLOGNA - I)
A. GUARISE (TREVISO - I)
A. INFANTINO (S. VITO - I)
L. MACCATROZZO (TREVISO - I)
S. MALAGUTI (MILANO - I)
G. MININI (BRESCIA - I)
G. MORANA (TREVISO - I)
F. MUGGIA (TREVISO - I)
E. OSTARDO (PORDENONE - I)
M. PARODI (TREVISO - I)
C. PASTORE (TREVISO - I)
F. PESCE (ROME - I)
V. PILONI (ANCONA - I)
F. PUCCIANI (FLORENCE - I)
C. RATTO (ROME - I)
G. RISPOLI (NAPLES - I)
B. ROCHE (GENEVA - CH)
G. ROMANO (AVELLINO - I)
G.A. SANTORO (TREVISO - I)
C. SIMEONE (BRESCIA - I)
A. SONCIN (TREVISO - I)
M. STARCK (MALMÖ - S)
J. STOKER (AMSTERDAM - NL)
A. STUTO (PORDENONE - I)
A.H. SULTAN (LONDON - UK)
M. TROMPETTO (NOVARA - I)
G. TUCCITTO (TREVISO - I)
D. WEISHAUP (ZURICH - CH)
P. WIECZOREK (LUBLIN - PL)



PROGRAMME

22

THURSDAY, MARCH 22, 2007

7:30 am Registration

8:30 am **STATE OF THE ART LECTURE**
PELVIC FLOOR ANATOMY
J.O.L. DeLANCEY

SESSION 1

9:00 am **NEW DEVELOPMENTS ON PELVIC FLOOR IMAGING**
Chairmen: L. BOLONDI, D. WEISHAUPT

Endoanal/Endorectal, Perineal, Translabial and Transvaginal
Ultrasound
G.A. SANTORO

Imaging of the Posterior Compartment

- Endoanal-Endorectal Ultrasound
C. BARTRAM
- Perineal and Transvaginal Ultrasound
M. STARCK

Ultrasonographic Imaging of the Anterior Compartment
P. WIECZOREK

Computed Tomography and Magnetic Resonance
and Pelvic Floor Imaging
J. STOKER

22

THURSDAY, MARCH 22, 2007

11:00 am **STATE OF THE ART LECTURE**
DIAGNOSIS OF PELVIC FLOOR DISORDERS
THE ROLE OF THE 21st CENTURY RADIOLOGIST
C. BARTRAM

SESSION 2
first part

11:30 am **WHAT'S NEW ON DIAGNOSIS
OF PELVIC FLOOR DISORDERS**
Chairmen: J.O.L. DELANCEY, G. GIZZI
Fecal Incontinence
- Physiological Investigations, F. PUCCIANI
- 3D Ultrasonography, C. RATTO
- Magnetic Resonance, J. STOKER
Outlet Obstruction
and Pelvic Organ Prolapse
- Defecography, V. PILONI
- 3D Ultrasonography, G.A. SANTORO
- Perineal Ultrasonography, B. ROCHE
- Dynamic Magnetic Resonance, D. WEISHAUP

1:15 pm Lunch

SESSION 2
second part

2:15 pm **WHAT'S NEW ON DIAGNOSIS
OF PELVIC FLOOR DISORDERS**
Chairmen: G. MININI, P. WIECZOREK
Urinary Incontinence
- Ultrasonography, P. CURTI
- Urodynamic, G. TUCCITTO
Urinary Retention
E. OSTARDO
Neurophysiologic Investigations
S. MALAGUTI



22

THURSDAY, MARCH 22, 2007

SESSION 3

3:15 pm

LIVE DEMONSTRATION

Chairmen: G. MORANA, M. STARCK

Examiners: L. CANCIAN, P. CURTI, A. GUARISE,
F. MUGGIA, B. ROCHE, G.A. SANTORO, P. WIECZOREK

Cases to include:

Endoanal/Endorectal Ultrasound

Perineal Ultrasound

Transvaginal and Translabial Ultrasound

Pelvic Magnetic Resonance

4:30 pm

STATE OF THE ART LECTURE

PELVIC FLOOR DAMAGE DURING VAGINAL BIRTH

Posterior Compartment, A.H. SULTAN

Anterior Compartment, G. MININI

5:15 pm

PANEL DISCUSSION ON PELVIC FLOOR IMAGING

Led by C. BARTRAM, P. WIECZOREK

Panel: J.O.L. DELANCEY, E. OSTARDO, V. PILONI,



M. STARCK, J. STOKER, D. WEISHAUP

UPDATE ON IMAGING AND MANAGEMENT OF PELVIC FLOOR DISORDERS

22

THURSDAY, MARCH 22, 2007

- 6:00 pm **OPENING CEREMONY**
Welcome address:
G. DI FALCO, Congress President
C. DARIO, General Manager, Regional Hospital, Treviso
D. ALTOMARE, SICCR President
- 6:15 pm **ROUND TABLE**
THE FUTURE HEALTHCARE: BACK TO THE PATIENT
- 7:15 pm **STATE OF THE ART LECTURE**
ARCHITECTURE AND PELVIS
G. RISPOLI
- 7:45 pm **BJORN FORTLING* AWARD**
- 8:00 pm Cocktail Reception





23

FRIDAY, MARCH 23, 2007

SESSION 4
first part

- 8:30 am **STATE OF THE ART LECTURE**
MANAGEMENT OF PELVIC FLOOR DISORDERS
THE ROLE OF THE 21ST CENTURY SURGEON
D.C.C. BARTOLO
- 9:00 am **WHAT'S NEW ON MANAGEMENT
OF PELVIC FLOOR DISORDERS**
CHAIRMEN: L. MACCATROZZO, B. ROCHE
- Fecal Incontinence
M. TROMPETTO
- Urinary Incontinence
C. SIMEONE
- Outlet Obstruction and Pelvic Organ Prolapse
- Coloproctologist: A. INFANTINO
- Gynecologist: G. MININI
- Urologist: G. TUCCITTO

23

FRIDAY, MARCH 23, 2007

SESSION 4
second part

11:00 am **WHAT'S NEW ON MANAGEMENT
OF PELVIC FLOOR DISORDERS**
Chairmen: P. BOLDRINI, G.G. DELAINI

Sacral Neuromodulation for Coloproctological
and Urological Dysfunction

- Coloproctologist: D. ALTOMARE
- Urologist: G. TUCCITTO

Laparoscopy and Pelvic Floor Disorders

- Coloproctologist: G. DI FALCO
- Urogynecologist: J. DEPREST

Pelvic Floor Rehabilitation

P. DI BENEDETTO

Medical Treatment:

- Urological Dysfunction
F. PESCE
- Coloproctological Dysfunction
G. BAZZOCCHI

12:45 am **STATE OF THE ART LECTURE**
**MANAGEMENT OF PELVIC FLOOR DISORDERS:
MULTIDISCIPLINARY OR UNITARY APPROACH?**
G. DODI

1:00 pm Lunch



23

FRIDAY, MARCH 23, 2007

SESSION 5

2:00 pm

LIVE SURGERY

Chairmen: L. MACCATROZZO, G. MININI,
G. ROMANO

Surgeons: F. MUGGIA, M. PARODI, B. ROCHE,
M. STARCK, A. STUTO, M. TROMPETTO, G. TUCCITTO

Cases to include:

Rectocele and Cystocele
Pelvic Organ Prolapse
Fecal Incontinence
Urinary Incontinence

SESSION 6

4:30 pm

MANAGEMENT OF COMPLICATIONS

WHAT TO DO WHEN IT ALL GOES WRONG

Chairmen: B. COLA, G. DAL POZZO

Coloproctologist, B. ROCHE
Urologist, P.P. CURTI
Gynecologist, M. CERVIGNI

5:30 pm

**PANEL DISCUSSION ON MANAGEMENT OF PELVIC
FLOOR DISORDERS**

Led by F. CATANZARO, B. COLA
Panel: D.C.C. BARTOLO, M. CERVIGNI,
J.O.L. DELANCEY, G. ROMANO,
M. STARCK, A.H. SULTAN

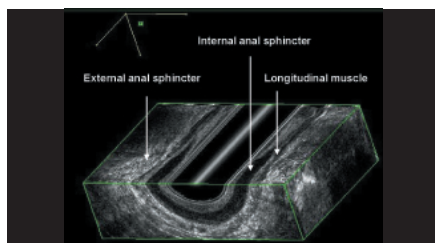
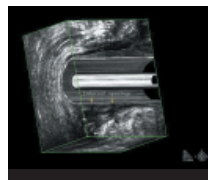
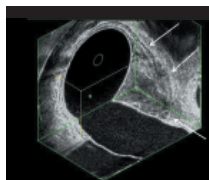
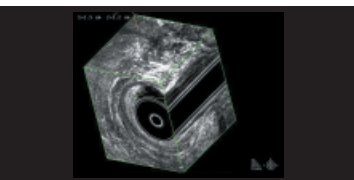
6:30 pm

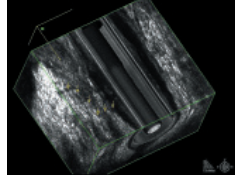
Closing Remarks
G. DI FALCO

PRE-MEETING COURSE ENDOANAL AND ENDORECTAL ULTRASOUND X° COURSE

MARCH 19-21, 2007


This Course will focus on endoanal and endorectal ultrasonographic techniques and is organised for all physicians who are involved or interested in coloproctology: general surgeons, gastroenterologists, radiologists and oncologists. Theoretical sessions present the main guidelines and indications for the use of endoanal and endorectal ultrasonography in clinical practice, demonstrating the endosonographic appearance of normal anatomy and common pathological conditions of the anus and rectum. A practical session is organised in order to provide the participants with hands-on experience in the basic use of ultrasonography and is designed to closely discuss specific details of the techniques. Finally the course includes a session of live surgery directly from the operating room to get a better understanding of the pathological conditions evaluated by ultrasound. A number of highly regarded specialists in this clinical and research area have been selected to provide their experiences on the different course topics.





FACULTY

M. BARBAN (TREVISO, I)
L. CANCIAN (TREVISO, I)
A. CAROLI (TREVISO, I)
N. CRACCO (VERONA, I)
S. CUSUMANO (TREVISO, I)
G. DI FALCO (TREVISO, I)
A. INFANTINO (S. VITO AL TAGLIAMENTO, I)
C. PASTORE (TREVISO, I)
V. PILONI (ANCONA, I)
C. RATTO (ROMA, I)
M. RICCARDO (TREVISO, I)
B. SALVIOLI (BOLOGNA, I)
G.A. SANTORO (TREVISO, I)
U. SANNINI (TREVISO, I)
M. TROMPETTO (NOVARA, I)

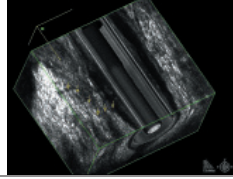


PRE-MEETING COURSE
ENDOANAL AND ENDORECTAL ULTRASOUND
X° COURSE

19

MONDAY, MARCH 19, 2007

	12:30 pm	Registration
SESSION 1	1:00 pm	Welcome and Pre-test G. DI FALCO Course Director
		<ul style="list-style-type: none">- Principles of ultrasonography- Techniques of endoanal and endorectal ultrasonography- Techniques of dynamic transperineal ultrasonography- Normal 2D and 3D endosonographic anatomy of the anus and rectum- Indications and rationale for ultrasonography in benign anorectal diseases (fistulas and abscesses, incontinence, obstructed defecation)- Manometric and electromyographic evaluation of fecal incontinence- Sacral nerve stimulation for fecal incontinence- Role of the different diagnostic techniques in the treatment of benign anorectal diseases
	4:00 pm	Coffee break
	4:30 pm	<ul style="list-style-type: none">- Endoscopic evaluation of rectal tumors- Preoperative ultrasonographic staging and postoperative follow-up of anorectal cancer- Radiologic imaging of anorectal cancer- Role of preoperative staging in the treatment of anorectal tumors
	6:30 pm	Discussion
	7:00 pm	Adjourn



20-21

TUESDAY, MARCH 20, 2007

SESSION 2

- | | |
|----------|---|
| 8:00 am | Live demonstration of ultrasonographic evaluation of fistulas and abscesses, fecal incontinence and obstructed defecation |
| 11:30 am | Live demonstration of manometric and electromyographic evaluation of fecal incontinence |
| 1:00 pm | Lunch |
| 2:00 pm | Live demonstration of endoscopic and ultrasonographic evaluation of anorectal tumors |
| 5:00 pm | Interactive discussion on clinical cases |
| 7:00 pm | Adjourn |
| 8:00 pm | Course dinner |

WEDNESDAY, MARCH 21, 2007

SESSION 3

- | | |
|---------|---|
| 8:30 am | Live surgery plan: <ul style="list-style-type: none">- Laparoscopic liver ultrasonography- Laparoscopic resection with TME for rectal cancer- STARR for obstructed defecation- Anterior sphincter repair for fecal incontinence- Sacral nerve stimulation for fecal incontinence- Fistulotomy and fistulectomy |
| 1:30 pm | Post-test |
| 2:00 pm | Closing remarks
Evaluations and certificates |

BJORN FORTLING+ AWARD



This Award is dedicated to the memory of Bjorn Fortling, Biomedical Engineering, BK Medical, recently passed over. Authors are kindly invited to submit an abstract related to any topics of the Congress. The two best accepted abstracts (one abstract on imaging and one abstract on management of pelvic floor disorders) will be selected for oral presentation during the Opening Ceremony on Thursday 22nd March, 2007.

CALL FOR ABSTRACTS

DEADLINE DATE: 15th Februaury 2007

- Abstracts may be related to any topic of the Congress
- Abstracts will be selected for publishing in a special issue of the Journal "Techniques in Coloproctology"
- The two best accepted abstracts (one abstract on imaging and one abstract on management of pelvic floor disorders) will be selected for oral presentation during the Opening Ceremony on Thursday 22nd March, 2007 and will be awarded with € 500,00 each.
- Submission: please submit your abstracts to: gasantoro@ulss.tv.it
The authors will be notified at the end of Februaury 2007

GENERAL INFORMATION

Venue

International Congress

UPDATE ON IMAGING AND MANAGEMENT OF PELVIC FLOOR DISORDERS

Treviso - I, March 22-23, 2007

Congress Center, Hotel Maggior Consiglio, Via Terraglio 140, Treviso - I

For more information please contact the following web site: www.boscolohotels.com

Official languages

The official language of the International Congress will be English and Italian.

Simultaneous translation will be provided.

Registration fees

International Congress (limited to 300 participants)

Before March 10, 2007

Participants € 150,00 (VAT 20% included)

Students € 100,00 (VAT 20% included)

After March 10, 2007 or on site

Participants € 200,00 (VAT 20% included)

Students € 120,00 (VAT 20% included)

Registration fee includes: participation at the scientific sessions, congress kit, coffee breaks and lunches, Opening ceremony, certificate of attendance.

X° Course (limited to 20 participants)

Participants € 600,00 (VAT 20% included)

Registration fee includes: participation at the scientific sessions, course kit, coffee breaks and lunches, course dinner, certificate of attendance.

International Meeting and **X° Course**

Participants € 700,00 (VAT 20% included)

Registration fee includes: participation at the scientific sessions, course kit, coffee breaks and lunches, course dinner, Opening Ceremony, certificate of attendance.

GENERAL INFORMATION

Cancellation

Participants who are unable to attend the International Congress or the X° Course must notify the Organizing secretariat in writing by February 29, 2007.

A refund, less a € 50,00 administrative fee, will be returned once notification in writing is received.

No refunds will be given after February 29, 2007.

Hotel Reservation

The MAGGIOR CONSIGLIO HOTEL, venue of the International Congress, has been booked at reasonable prices in order to provide comfortable accommodation for delegates.

If you wish to reserve your accommodation here, please contact the Organizing secretariat via e-mail, indicating: exact date of arrival and departure, type of room requested.

CME - Continuing Medical Education (*only for Italian Delegates*)

CME credits have been requested for the following professional category:

- medical doctor

Web Site

For more information, please contact the following web sites:

www.keycongress.com - www.endorect.com

Organizing Secretariat



Via Makallè, 75 - 35138 Padova -I

Tel. +39 049 8729511

Fax +39 049 8729512

E-mail: a.caldon@keycongress.com

Mrs. E. Fonte,
c/o Biblioteca U.L.S.S. 9,

Regional Hospital

31100 Treviso -I

Tel.+39 0422 322743 - Fax 0422/322663

E-mail: efonte@ulss.tv.it

ACKNOWLEDGEMENTS



We acknowledge partial support of the workshop by the following companies:

Main Sponsor

JOHNSON & JOHNSON

Sponsors

ABBOTT

AGPHARMA

ASTRAZENECA

BAYER

BAXTER

BK MEDICAL

BRAUN

CADI GROUP

IFB STRODER

INNOVA MEDICA

INNOVARES

IPSEN

KARL STORZ

LABOREST

MEDTRONIC

NATHURA

PFIZER

PROMED

SAPIMED

SIEMENS

SOFAR

SPRINGER-VERLAG

TYCO HEALTHCARE

ORGANIZING SECRETARIAT



Via Makallè, 75 - 35138 Padova
Tel.+39 049 8729511 - Fax +39 049 8729512
a.caldon@keycongress.com
www.keycongress.com