



Regional Hospital  
Ca' Foncello, Treviso

I Department of Surgery,  
III Division of General Surgery  
Section of Anal Physiology  
and Ultrasound,  
Coloproctology Service  
(Director: Dr. G. Di Falco)

Endoanal and endorectal  
ultrasonographic course

V Course:  
November 9-11, 2004

VI Course:  
March 9-11, 2005

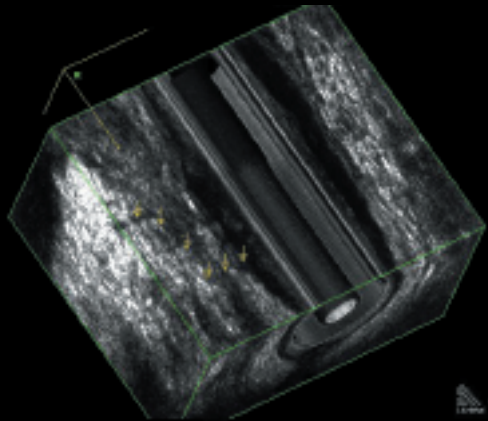
Conference Centre  
Regional Hospital  
Treviso ( I )

## International Workshop

# Endoanal and Endorectal Ultrasonography

Diagnosis and treatment options  
for anorectal diseases

**Treviso ( I ), November 11-12, 2004**



## International Workshop

Endoanal and Endorectal  
Ultrasonography  
November 11-12, 2004

Endoanal and Endorectal  
Ultrasound Course

V Course:

November 9-11, 2004

VI Course:

March 9-11, 2005

### In conjunction with

**A. C. O. I.** Associazione Chirurghi  
Ospedalieri Italiani

**E. C. C. P.** European Council of  
Coloproctology

**E. A. C. P.** European Association  
of Coloproctology

**S. I. C.** Società Italiana di  
Chirurgia

**S. I. C. C. R.** Società Italiana di  
Chirurgia ColoRettale  
Ordine dei Medici di Treviso

### Workshop and Course Director:

Giuseppe Di Falco, M.D.

Chairman,

Department of Surgery,

III° Division of General Surgery,

Regional Hospital "Ca' Foncello",

Treviso ( I )

### Scientific Organizer:

Giulio Aniello Santoro, M.D., Ph.D.,

Head, Section of Anal Physiology

and Ultrasound, Coloproctology

Service, Department of Surgery,

III° Division of General Surgery,

Regional Hospital "Ca' Foncello",

Treviso ( I )

Tel. +39 0422/322371

Fax +39 0422/322395

E-mail: [gasantoro@ulss.tv.it](mailto:gasantoro@ulss.tv.it)

[www.endorect.com](http://www.endorect.com)

**Dear Colleague,**

It is with great pleasure that I invite you to participate in the International Workshop on Endoanal and Endorectal Ultrasonography.

The great transformation in anorectal surgery has increased the importance of accurate pre operative studies in decision-making. Currently endorectal ultrasound remains the best way for accurately staging depth of penetration and presumptive nodal status in anorectal neoplasms, guiding therapeutic decisions by the identification of lesions suitable for local excision, laparoscopic resection or preoperative radiochemotherapy.

Moreover endoanal ultrasonography is recognized as an important diagnostic tool for the evaluation of benign anorectal disorders, including perianal abscesses and fistulas, incontinence and outlet obstruction.

Recently, three-dimensional ultrasound has resulted in a better understanding of normal and abnormal anorectal patterns and has improved overall accuracy of this technique.

A number of highly regarded specialists in this clinical and research area have been selected to provide their experiences on the different topics of the workshop. In addition ample time is reserved for live demonstrations, with interactive panel discussion and audience participation.

We hope this workshop will give a greater insight into the value of this procedure and will be useful to surgeons training in colorectal surgery to learn how to see and interpret ecographic images, providing more experienced proctologists with an opportunity to review and reassess their techniques.

We look forward to welcoming you to Treviso, for a great opportunity to visit our beautiful town.

*Giuseppe Di Falco, M.D.,  
Workshop and Course Director*

## International invited faculty:

<b>G. C. Addonisio</b>	Regional Hospital, Treviso (I)
<b>D. F. Altomare</b>	University of Bari, Bari (I)
<b>D. C. C. Bartolo</b>	Western General Hospital, Edinburgh (UK)
<b>C. Bartram</b>	St.Mark's Hospital, London (UK)
<b>L. Cancian</b>	Regional Hospital, Treviso (I)
<b>A. Caroli</b>	Regional Hospital, Treviso (I)
<b>B. Cola</b>	University of Bologna, Bologna (I)
<b>S. Cusumano</b>	Regional Hospital, Treviso (I)
<b>G.G. Delaini</b>	University of Verona, Verona (I)
<b>G. Di Falco</b>	Regional Hospital, Treviso (I)
<b>U. Hildebrandt</b>	Klinikum Salzgitter, Salzgitter (D)
<b>T. Hull</b>	Cleveland Clinic Foundation, Cleveland (USA)
<b>M. Hünerbein</b>	Charité University, Berlin (D)
<b>A. Infantino</b>	“S.Maria dei Battuti” Hospital, S.Vito al Tagliamento (I)
<b>C. Pastore</b>	Regional Hospital, Treviso (I)
<b>V. Piloni</b>	ASUR Marche, Ancona (I)
<b>C. Ratto</b>	Catholic University, Roma (I)
<b>G. Rispoli</b>	“Ascalesi” Hospital, Napoli (I)
<b>U. Sannini</b>	Regional Hospital, Treviso (I)
<b>G. A. Santoro</b>	Regional Hospital, Treviso (I)
<b>A. Stuto</b>	Hospital of Pordenone, Pordenone (I)
<b>M. Trompetto</b>	Hospital of Ivrea, Ivrea (I)

# International Workshop

## Endoanal and Endorectal Ultrasonography

Diagnosis and treatment options  
for anorectal diseases

Thursday, November 11, 2004

Opening Ceremony  
Palazzo Bomben, Treviso (I)

5:00pm

Welcome  
*G. Di Falco, Workshop Director*  
*C. Dario, Hospital Director*  
*G. G. Delaini, SICCR President*

5:30pm

Invited Lecture  
Anorectal diseases: a social problem  
*B. Cola*

6:00pm

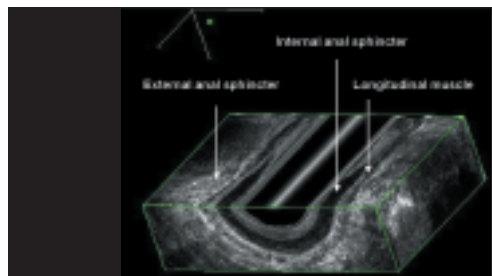
Invited Lecture  
Evolutions and revolutions in the diagnosis and  
management of anorectal diseases.  
An historical overview  
*G. Rispoli*

6:30pm

Concert

7:00pm

Cocktail Reception



# International Workshop

## Endoanal and Endorectal Ultrasonography

Diagnosis and treatment options  
for anorectal diseases

Friday, November 12, 2004

- 7:30am** Registration  
Conference Centre, Regional Hospital "Cà Foncello", Treviso
- 8:15am** Welcome  
G. Di Falco, Workshop Director
- SESSION I**  
**Imaging of benign anorectal disorders**  
Chairmen: *D. C. C. Bartolo, G. G. Delaini*
- 8:30am** Update on new techniques in endorectal ultrasound,  
*M. Hünerbein*
- 8:50am** Update in perineal anatomy and its relevance to obstetric trauma,  
*C. Bartram*
- 9:20am** Update in the evaluation of fistulas and abscesses, *C. Ratto*
- 9:40am** Update in the evaluation of outlet obstruction, *C. Bartram*
- 10:00am** Transperineal and dynamic ultrasound, *V. Piloni*
- 10:20am** Endoanal ultrasonography in the anorectal physiology centre,  
*T. Hull*
- 10:40am** Discussion
- 11:00am** Coffee Break
- SESSION II**  
**Imaging of anorectal tumours**  
Chairmen: *D. F. Altomare, C. Bartram*
- 11:30am** Preoperative staging of anorectal tumours, *G. A. Santoro*
- 12:00pm** Re-staging after neoadjuvant radiochemotherapy, *M. Hünerbein*
- 12:20pm** Ultrasound as surveillance for rectal cancer, *U. Hildebrandt*
- 12:40am** Discussion
- 1:00pm** Lunch Break

# International Workshop

## Endoanal and Endorectal Ultrasonography

Diagnosis and treatment options  
for anorectal diseases

Friday, November 12, 2004

2:00pm

### Live ultrasound from the labs

Chairmen: *G. Di Falco, C. Ratto*

Demonstration of ultrasound in the common benign and malignant pathologic conditions of the anus and rectum  
*G. A. Santoro, A. Caroli, U. Sannini*

3:00pm

### Interactive discussion on clinical cases

Chairmen: *D. F. Altomare, G. Di Falco*

### SESSION III

#### Treatment of benign anorectal disorders

Chairmen: *M. Hünerbein, M. Trompetto*

4:00pm

What studies do we really need in the treatment of benign anorectal disorders?, *B. Cola*

4:20pm

State of the art in the treatment of faecal incontinence,  
*D.C.C. Bartolo*

4:40pm

State of the art in the treatment of anal fistulas, *T. Hull*

5:00pm

State of the art in the treatment of outlet obstruction, *A. Stuto*

5:20pm

Sacral nerve stimulation in faecal incontinence and chronic constipation, *C. Ratto*

5:30pm

Discussion

### SESSION IV

#### Treatment of anorectal tumours

Chairmen: *B. Cola, U. Hildebrandt*

5:40pm

State of the art in the treatment of rectal tumours, *D. C. C. Bartolo*

6:00pm

State of the art in the treatment of anal tumours, *A. Infantino*

6:20pm

From laparoscopy to robotics, *G. Di Falco*

6:40pm

Discussion

7:00pm

Closing remarks, *G. Di Falco*

## Programme

### Endoanal and Endorectal Ultrasound Course

V Course:

November 9-11, 2004

VI Course:

March 9-11, 2005

This Course will focus on endoanal and endorectal ultrasonographic techniques and is aimed at all physicians who are involved or interested in coloproctology: general surgeons, gastroenterologists, radiologists and oncologists.

The theoretical session presents the main guidelines and indications for the use of endoanal and endorectal ultrasonography in clinical practice, demonstrating the endosonographic appearance of normal anatomy and common pathologic conditions of the anus and rectum.

The practical session has been organised in order to provide the delegates with hands-on experience in the basic use of ultrasonography and is designed to closely discuss specific details of the techniques.

Finally the Course includes a session of Live Surgery directly from the operating room to get a better understanding of the pathologic conditions evaluated by ultrasound.

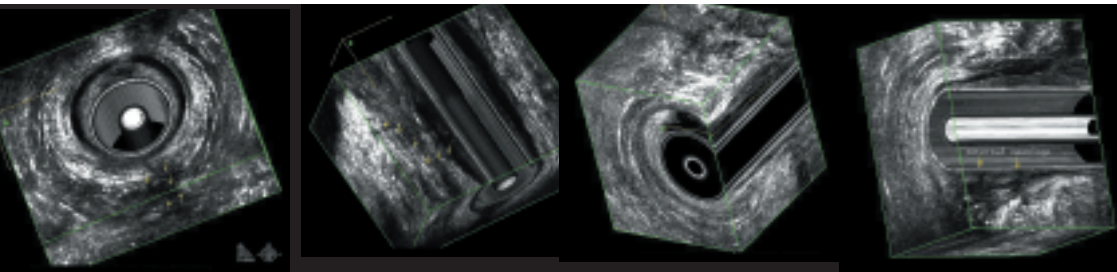
A number of highly regarded specialists in this clinical and research area have been selected to provide their experiences on the different topics of the Course.



V Course: November 9-11, 2004  
VI Course: March 9-11, 2005

## Invited faculty:

<b>G. C. Addonisio</b>	Regional Hospital, Treviso (I)
<b>M. Barban</b>	Regional Hospital, Treviso (I)
<b>L. Cancian</b>	Regional Hospital, Treviso (I)
<b>A. Caroli</b>	Regional Hospital, Treviso (I)
<b>B. Cola</b>	University of Bologna, Bologna (I)
<b>S. Cusumano</b>	Regional Hospital, Treviso (I)
<b>G. Di Falco</b>	Regional Hospital, Treviso (I)
<b>A. Infantino</b>	“S.Maria dei Battuti” Hospital, S.Vito al Tagliamento (I)
<b>C. Pastore</b>	Regional Hospital, Treviso (I)
<b>C. Ratto</b>	Catholic University, Roma (I)
<b>U. Sannini</b>	Regional Hospital, Treviso (I)
<b>G. A. Santoro</b>	Regional Hospital, Treviso (I)
<b>M. Trompetto</b>	Hospital of Ivrea, Ivrea (I)



# Programme of the Course

## Endoanal and Endorectal Ultrasound Course

V Course: November 9-11, 2004

VI Course: March 9-11, 2005

**November 9, 2004 / March 9, 2005**

**12:30pm**

Registration  
Conference Centre, Regional Hospital "Cà Foncello", Treviso

**1:00pm**

Welcome and Pre-test,  
*G. Di Falco*, Course Director

### **SESSION I**

- Principles of ultrasonography
- Techniques for ultrasonography
- Normal 2D and 3D endosonographic anatomy of the anus and rectum
- Guidelines and rationale for ultrasonography in benign anorectal diseases (fistulas and abscesses, incontinence, obstructed defecation)
- Manometric and electromyographic evaluation of faecal incontinence
- Sacral nerve stimulation for fecal incontinence
- Role of the different diagnostic techniques in the treatment of benign anorectal diseases

**4:00pm**

Coffee Break

### **SESSION II**

- Endoscopic evaluation of rectal tumours
- Preoperative ultrasonographic staging and postoperative follow-up of anorectal cancer
- Radiologic imaging of anorectal cancer
- Role of preoperative staging in the treatment of anorectal tumours

**6:30 pm**

Discussion

**7:00 pm**

Adjourn

# Programme of the Course

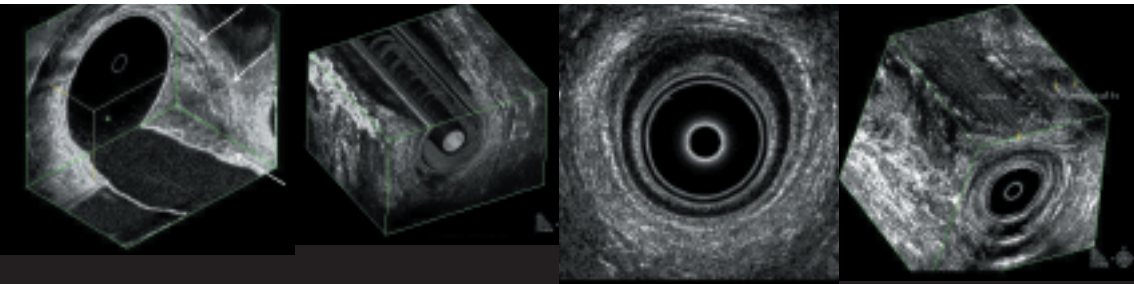
## Endoanal and Endorectal Ultrasound Course

V Course: November 9-11, 2004  
VI Course: March 9-11, 2005

November 10, 2004 / March 10, 2005

### SESSION II Live from the labs

- 8:00am** Live demonstration of ultrasonographic evaluation of fistulas and abscesses, faecal incontinence and obstructed defecation
- 11:30am** Live demonstration of manometric and electromyographic evaluation of faecal incontinence
- 1:00pm** Lunch
- 2:00pm** Live demonstration of endoscopic and ultrasonographic evaluation of anorectal tumors
- 5:00pm** **Interactive discussion on clinical cases**
- 7:00 pm** Adjourn
- 7:00 pm** Social dinner



# Programme of the Course

## Endoanal and Endorectal Ultrasound Course

V Course: November 9-11, 2004  
VI Course: March 9-11, 2005

November 11, 2004 / March 11, 2005

### SESSION IV Live surgery

8:30am

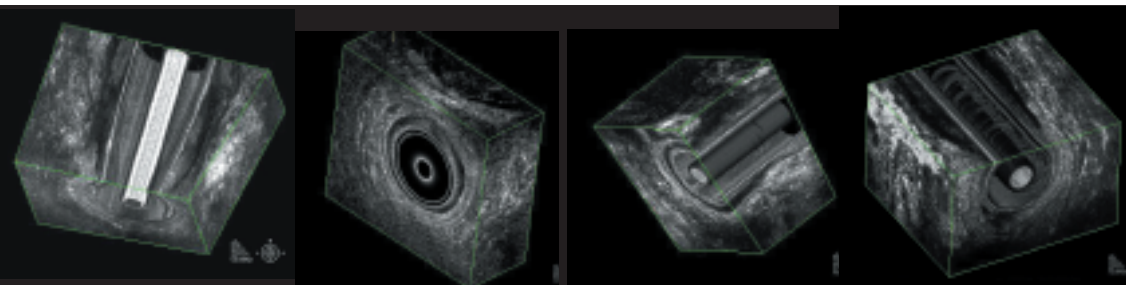
- Laparoscopic liver ultrasonography
- Laparoscopic resection of rectal cancer with total mesorectal excision
- P P H for obstructed defecation
- Anterior sphincter repair for faecal incontinence
- Sacral nerve stimulation for faecal incontinence
- Fistulotomy and fistulectomy

1:30pm

Post-test

2:00pm

Closing remarks  
C. M. E. evaluations and certificates of attendance



## How to get to Treviso

### By car:

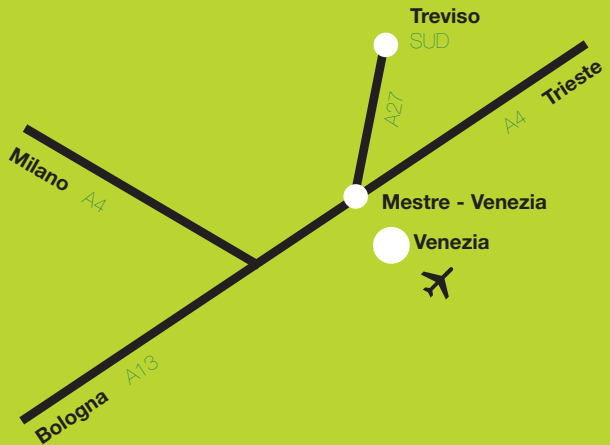
Motorway A/4 Milan-Venice, exit “Mestre-Venezia”, then follow the signs to the motorway A/27 Venezia-Belluno, exit Treviso SUD.

### By car:

Treviso Railway station

### By plane:

The nearest Airport is the Marco Polo International Airport of Venice with daily flights from/to all the most important cities in Italy and in Europe.



## General information

### Venue

Thursday, November 11, 2004  
5:00pm Opening Ceremony  
Treviso, Palazzo Bomben

Friday, November 12, 2004,  
7:30am International Workshop  
“Endoanal and Endorectal  
Ultrasonography”  
Conference Centre,  
Regional Hospital  
Cà Foncello,  
Piazza Ospedale, 1 , Treviso ( I )

# General information

International Workshop

## Endoanal and Endorectal Ultrasonography

Diagnosis and treatment options  
for anorectal diseases

**Official languages** English-Italian. Simultaneous translation will be provided in English and Italian.

**Workshop registration** The International Workshop is limited to 200 delegates.

To register, please complete the attached Registration Form and return it with full payment, as follows:

International Workshop: € 150,00 + VAT 20%

The registration fee includes: participation to the scientific sessions, workshop kit, Cocktail reception, coffee breaks, lunch break, certificate of attendance.

Any Workshop registration requests received after October 20<sup>th</sup>, 2004 and on-site registration will be charged an additional fee of € 50,00 per person.

Workshop cancellations must be received by Key Congress by October 20<sup>th</sup>, 2004 and must be made in writing, and should be sent by fax or e-mail.

Cancellations made before October 20<sup>th</sup>, 2004 will result in a penalty of € 50,00.

No refunds will be given after October 20<sup>th</sup>, 2004.

**CME credits** Accreditation and designation of credits  
CME credits have been requested

**Hotel accommodation** The Congress Secretariat Key Congress has reserved rooms in different hotel categories of Treviso; a booking fee of € 15 for hotel reservation is required.

If you would like to book your hotel accommodation in Treviso, please contact the Organizing secretariat.

**Web Site** For updated information please visit the following websites:  
[www.keycongress.com](http://www.keycongress.com)  
[www.endorect.com](http://www.endorect.com)

**Organizing secretariat** Key Congress srl  
Via dei Tadi, 21 - 35139 Padova (I)  
Tel.+39 049/659330  
Fax +39 049/8763081  
[b.boaretto@keycongress.com](mailto:b.boaretto@keycongress.com)

Mrs. E. Fonte  
c/o Biblioteca ULSS n.9  
Ospedale Regionale  
31100 Treviso(I)  
Tel.+39 0422/322743  
Fax 0422/322663  
[efonte@ulss.tv.it](mailto:efonte@ulss.tv.it)

# General information

## Endoanal and Endorectal Ultrasound Course

V Course: November 9-11, 2004

VI Course: March 9-11, 2005

### Official languages

English-Italian. Simultaneous translation will be provided in English and Italian

### Course registration

The Course is limited to 20 delegates.

To register, please complete the attached Registration Form and return it with full payment, as follows:

Course: € 500,00 + VAT 20%

To register, please complete the attached Registration Form and return it with full payment, as follows:

The registration fee includes: participation to the scientific sessions, course kit, coffee breaks, lunch break, social dinner, certificate of attendance.

**The Course registration fee includes the participation to the International Workshop Endoanal and Endorectal Ultrasonography, November 11-12, 2004**

### CME credits

Accreditation and designation of credits  
CME credits have been requested

### Hotel accommodation

The Congress Secretariat Key Congress has reserved rooms in different hotel categories of Treviso; a booking of € 15 fee for hotel reservation is required.

If you would like to book your hotel accommodation in Treviso, please contact the Organizing secretariat.

### Web Site

For updated information please visit the following websites:  
[www.keycongress.com](http://www.keycongress.com)  
[www.endorect.com](http://www.endorect.com)

### Organizing secretariat

Key Congress srl  
Via dei Tadi, 21 - 35139 Padova (I)  
Tel.+39 049/659330  
Fax +39 049/8763081  
[b.boaretto@keycongress.com](mailto:b.boaretto@keycongress.com)

Mrs. E. Fonte  
c/o Biblioteca ULSS n.9  
Ospedale Regionale  
31100 Treviso(I)  
Tel.+39 0422/322743  
Fax 0422/322663  
[efonte@ulss.tv.it](mailto:efonte@ulss.tv.it)

